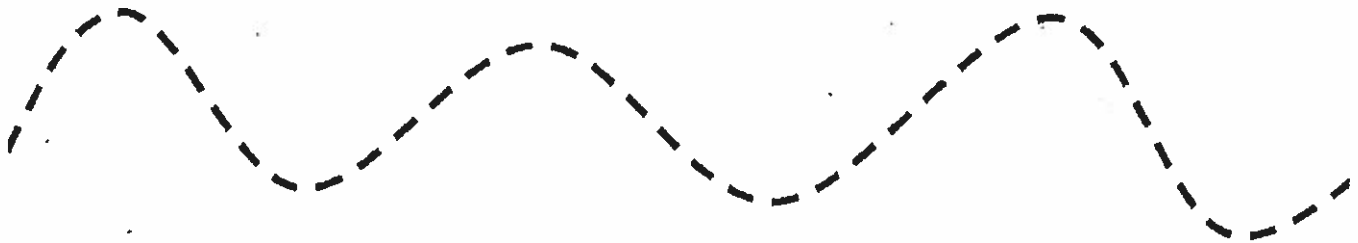
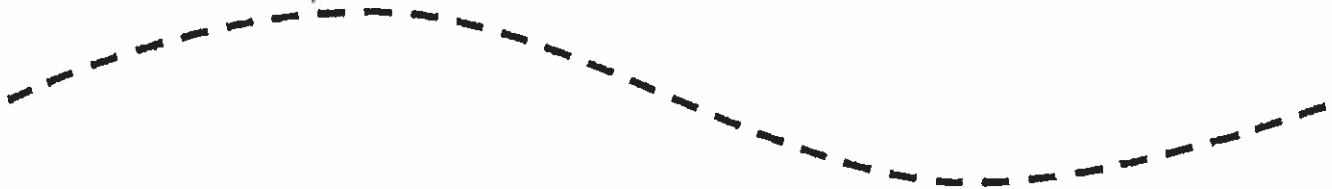




Name _____

Scissor Skills Worksheet
Practice Cutting Lines

Practice your scissor skills by cutting the curved lines below.



Name _____


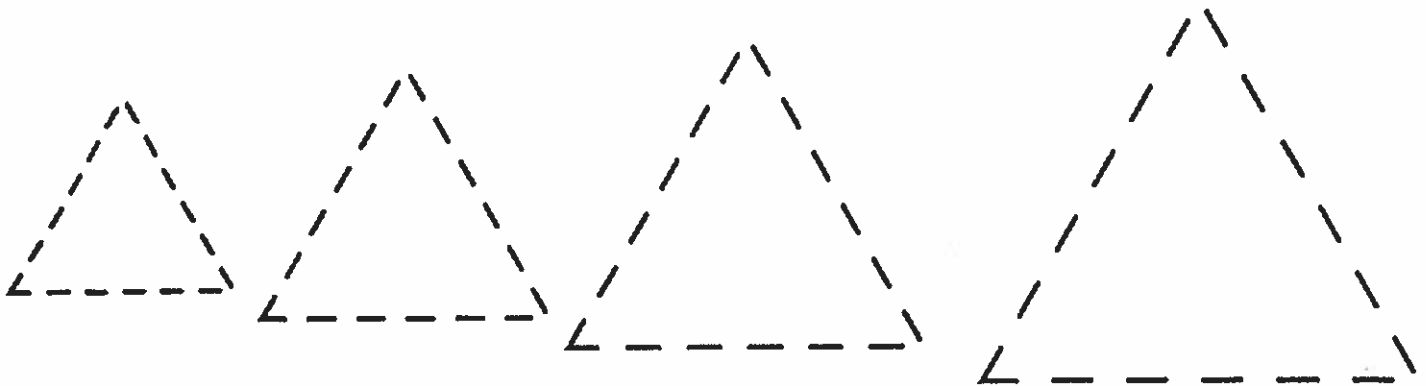
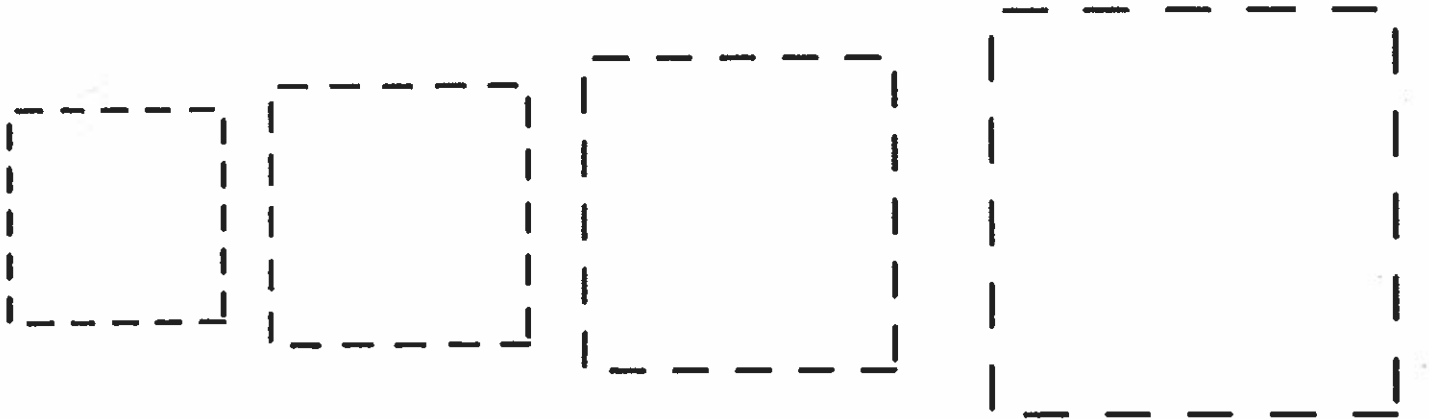
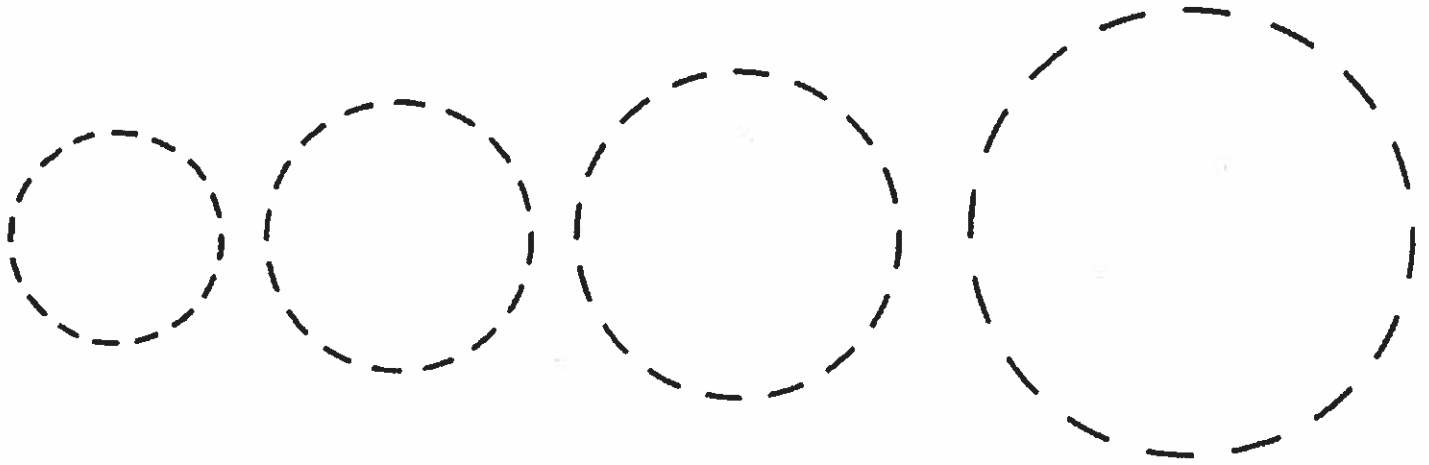
Tracing Patterns

Follow the lines with your pencil




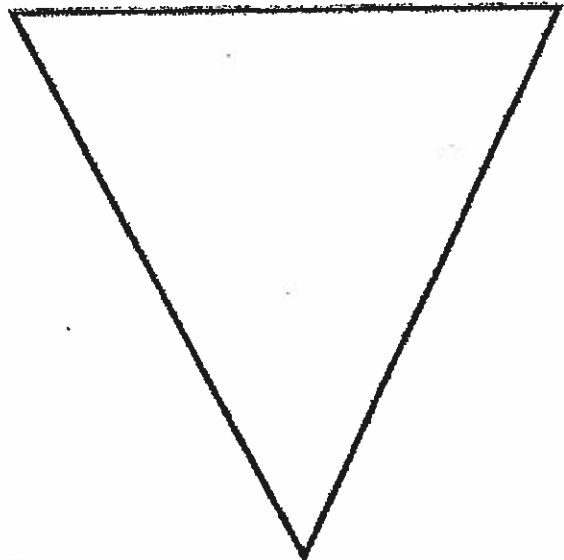

Shapes!


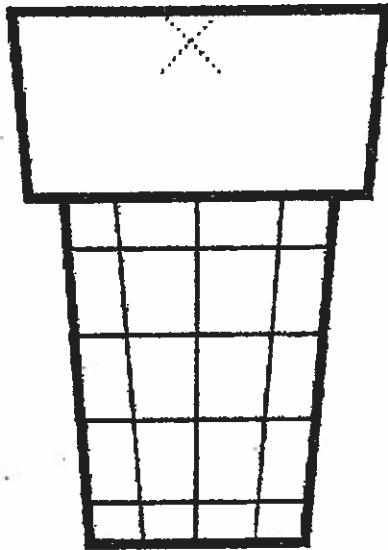


Practice tracing the shapes. Then color them all in.



Name: _____


Cutting Shapes.





ice cream
cone





Handwriting Without Tears®

A 1 2 3

Big line
Big line
Little line

B 1 2

Big line
Little curve
Little line

C 1 2

Big C curve

D 1 2

Big line
Big curve

E 1 2 3 4

Big line
Little line
Little line
Little line

F 1 2 3

Big line
Little line
Little line

G 1 2

Big curve
Little line
Little line

H 1 2 3

Big line
Big line
Little line

I 1 2 3

Big line
Little line
Little line

J 1 2

Big line
Turn
Little line

K 1 2

Big line
Little line
Little line

L 1 2

Big line
Little line

M 1 2

Big line
Big line
Big line
Big line

N 1 2

Big line
Big line
Big line

O 1 2

Big C curve
Keep going

P 1 2

Big line
Little curve

Q 1 2

Big C curve
Keep going
Little line

R 1 2

Big line
Little curve
Little line

S 1 2

Little curve
Turn
Little curve

T 1 2

Big line
Little line

U 1 2

Big line
Turn
Big line

V 1 2

Big line
Big line

W 1 2

Big line
Big line
Big line
Big line

X 1 2

Big line
Big line

Y 1 2

Little line
Big line

Z 1 2

Little line
Big line
Little line



Fun Animal Facts Cryptogram 1-2

LM/PP6-4

A	B	C	D	E	F	G	H	I	J	K	L	M	N	O	P	Q	R	S	T	U	V	W	X	Y	Z
1	2	3	4	5	6	7	8	9	10	11	12	13	14	15	16	17	18	19	20	21	22	23	24	25	26

_____ have been on
 1 12 12 9 7 1 20 15 18 19

earth for a millions of years and have been called 

_____ 12 9 22 9 14 7 6 15 19 19 9 12 19

In their lifetime, alligators can _____ 23 5 1 18 15 21 20

between 2,000 to 3,000 _____ 20 5 5 20 8

🏠 Fine Motor and Letter Practice for Home

Magic c loop on going stop

dive down swim up and over around bump

Magic c bump up like a bump back down U form

dive down swim up and over

little Magic s turn down curve around

Start at the top! down bump the line cross Crossbar for tracing 1 Crossbar for tracing 2

bump down, bump, up back down bump

slide down slide up

slide down and up slide down and up

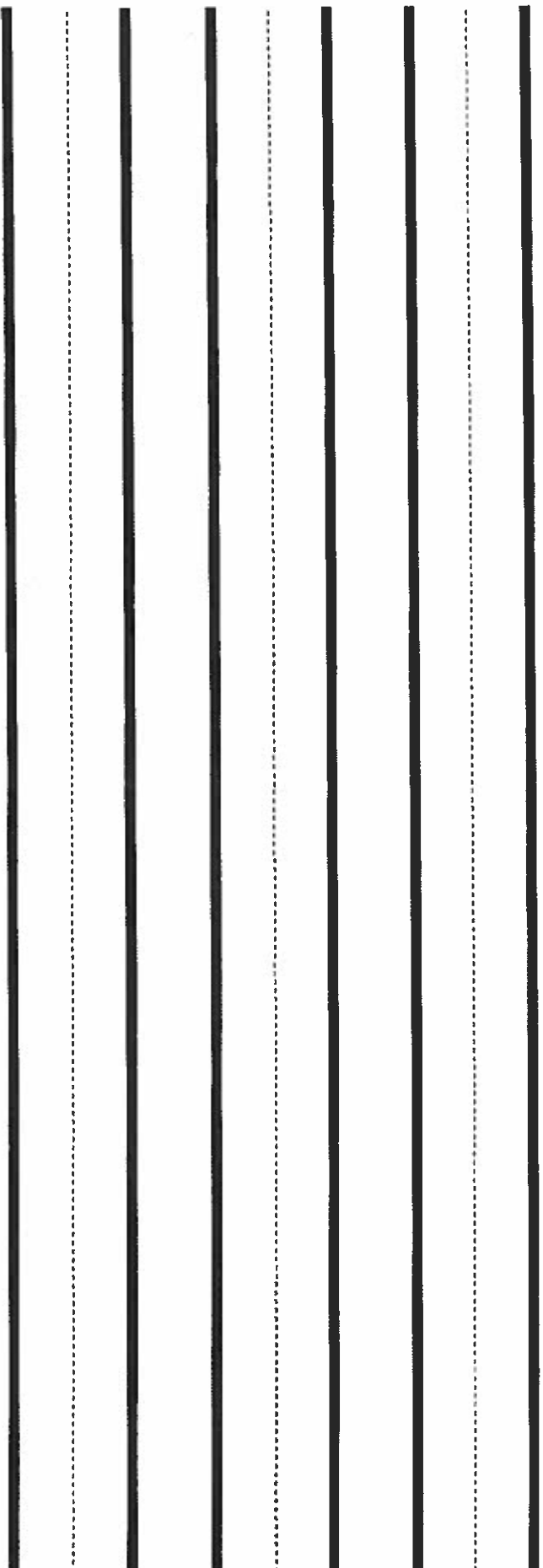

slide down slide down

slide down slide down

go across slide down go across

Name: _____


Date: _____




Name _____

Date _____

The page contains 15 sets of horizontal lines for handwriting practice. Each set consists of three lines: a solid top line, a dashed middle line, and a solid bottom line. These sets are arranged vertically down the page, providing a guide for letter height and placement.





It's Time for a Sensory-Movement Break

Head
Shoulders
Knees and
Toes
5 times



Clap and Pat
10 times



Clap your hands



Clap your hands



Reach up,
Bend down -
touch and look
at your toes
5 times



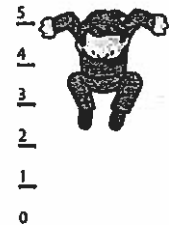
Stomp your
feet and Jump
in place
5 times



shutterstock.com • 1160989813



shutterstock.com • 1160989813



Desk pushups
5 times

