

Let's Review: Skills Explored in Kindergarten

Different spheres of development - different activities for your child to complete! Your child is encouraged to review these skills over the summer. Keep your child engaged and watch them grow!

Numbers	Letters & Words	Read, Write & Talk	Motor Development	Socialization & Emotions	Autonomy	2nd Language Learning
Count, Sequence & Recognize Numbers	Recognize Letters	Read Books	Pencil Practice	Play Board Games	Follow a Daily Schedule	Play Board Games
Identify & Represent Numbers	Letter Sounds	Listen to Stories	Play Dough Mats	Organize Play Dates	Independent Basic Hygiene Care	Extra- Curricular Activities
Compare Numbers	Rhymes	Talk About Books	Fine Motor Activities	Extra- Curricular Activities	Independent Play & Put Toys Away	Read & Listen to Music
Basic Math Concepts	Syllables	Tell Stories & Make Books	Gross Motor Activities	Help to Identify Emotions	Buttons, Zippers, Laces & Snaps	Watch Television and Movies
Basic Math Vocabulary	Interactive Websites	Label Drawings		Calm Down Space at Home	Help with Household Chores	I Spy (Vocabulary)

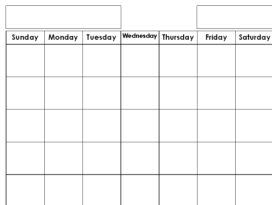
Numbers



= Click for readily available resource(s).




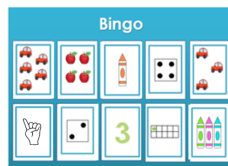
Count, Sequence & Recognize Numbers




Hopscotch



Identify & Represent Numbers



Compare Numbers

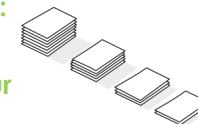


Basic Math Concepts

Complete puzzles

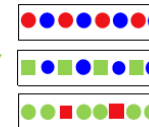


Sort objects:
by shape,
size & colour



Create patterns:

Using buttons,
cereal, blocks,
stickers, etc.



Build shapes:




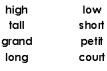
Using pipe cleaners,
Wikki Stix, plastecine
or toothpicks &
marshmallows, etc.



Basic Math Vocabulary



Talk with your child about
math concepts in
every day activities.
Reinforce the following
math vocabulary:

Basic Math Vocabulary Vocabulaire mathématique de base			
Size/Grandeur		Height/Hauteur	
			
big large grand gros	small tiny petit petit(e)	high tall grand long	low short petit court

Other Ideas to Consider:

- When playing board games, use a die showing numerals to help your child read/recognize numbers.
- Help your child remember your phone number & to press the correct buttons on the number pad.
- Maintain a monthly calendar with your child (review the days of the week/date). See calendar above.
- Provide opportunities to count groups of objects (i.e. socks, utensils, pieces of cereal or fruit, etc.).
- Play games that involve counting spaces (i.e. Snakes & Ladders, Candy Land, Trouble, etc.).
- Count the number of times you and your child can throw a ball to each other without dropping it.



Suggested commercial games that promote math skills:



Letters, Sounds & Words



= Click for readily available resource(s).



Recognize Letters (Upper & Lowercase)	Identify Initial Letter Sounds	Rhyming	Syllables	Interactive Websites
   	   <p>Scategories</p> 	 <p>Play "Guess my Word" I am thinking of a word that rhymes with _____. Can you guess my word?</p>  	  <p>Clap out names of friends & family members to find the number of syllables in each name.</p>   	  

Other Ideas to Consider:

1. Play I Spy (letter sounds). - I spy something that begins with the ____ sound.
2. Place magnetic letters on fridge and make reference to them when in the kitchen (e.g. When asking your child to take out the milk, ask him/her what sound it begins with & to find the corresponding letter.)
3. Create a scrapbook with your child – cut out pictures from magazines, flyers, newspapers and catalogues to represent various letter sounds.
4. Ask your child to identify letter sounds while reading to him/her (e.g. can you show me a word that begins with the "b" sound).

Read, Write & Talk



= Click for readily available resource(s).



Read Books	Listen to Stories	Talk About Books	Tell Stories & Make Books	Label Drawings
<p>Read the words</p>  <p>Read the pictures</p> <p>Fiction: story books</p>  <p>Non fiction: Information books</p> 	<p>Digital Stories - Memory aids</p>  <p>TumbleBooks</p>  <p>BookFLIX</p>  <p>Britannica School Edition</p>  <p>Storyline Online</p>	<p>Book Talk - Before, during & after reading</p> 	<p>Use large paper - taped to the wall or placed on an easel (This will work gross motor skills)</p>  <p>How to make a mini book using white sheet of paper</p> 	<p>Label Drawings</p> 


Other Ideas to Consider:

1. Point out print to your child: print in the environment, cereal boxes, street names, birthday cards, labels, comics, newspapers, magazines, store signs, road signs, etc.
2. Read to your child on a regular basis (daily), in a comfortable position & location.
3. Visit the local library with your child to select new books on a regular basis.
4. Track the text with your finger as you read aloud.
5. Expose your child to different types of texts (picture books, informational texts, recipes, comic strips, store flyers, invitations, etc.).

Motor & Movement



= Click for readily available resource(s).

Pencil Practice	Play Dough Mats	Fine Motor Games & Activities	Gross Motor Games & Activities
 	 <p>Use play dough, small objects or Wikki Stix with the following mats to trace over/form shapes, numbers or letters:</p> 	<p>Suggested activities that promote the “pincer grasp” required for proper pencil grip:</p> <div> <div>Lego</div> <div>Nuts & Bolts</div> <div>Puzzles</div> </div> <div> <div>Operation</div> <div>Lite-Brite</div> <div>Lacing/Beads</div> </div> <div> <div>Foam Mosaics</div> <div>Arts & Crafts</div> </div>	<p>Practice going up and down the stairs - one foot per step.</p>  <p>Animal Actions</p>   <p>Indoor and Outdoor Kids Games</p> 

Other Ideas to Consider:

Cutting -

It is important to tell your child that while using scissors, the thumbs must always “look at the sky”. To help your child remember and practice this, you can stick small sticker onto his/her thumbnail.

Pencil Grip -

Consider the use of a pencil grip to facilitate proper pencil holding. Your child's teacher will have suggestions to share with you.



Socialization & Emotions



= Click for readily available resource(s).


Play Board Games	Organize Play Dates	Extra-Curricular Activities	Help to Identify Emotions	Calm Down Space at Home																														
<p>It's Time to Play! C'est le moment de jouer!</p> <p>Commercial Games - Jeux commerciaux</p> <table border="1"> <tr> <td>Connect 4</td><td>Memory Games</td><td>Spot It / Double</td><td>Jenga</td><td>Perfection</td></tr> <tr> <td></td><td></td><td></td><td></td><td></td></tr> <tr> <td>Operation</td><td>Kangaroo</td><td>Snapd J.</td><td>Bubble</td><td>Emotion cards</td></tr> <tr> <td></td><td></td><td></td><td></td><td></td></tr> <tr> <td>Sorry</td><td>Monopoly Jr.</td><td>Go Fish</td><td>Have Little Pigs</td><td>Guess Who?</td></tr> <tr> <td></td><td></td><td></td><td></td><td></td></tr> </table>	Connect 4	Memory Games	Spot It / Double	Jenga	Perfection						Operation	Kangaroo	Snapd J.	Bubble	Emotion cards						Sorry	Monopoly Jr.	Go Fish	Have Little Pigs	Guess Who?								<div> <div>A Little Spot of Happiness By: Diane Alber</div> <div>A Little Peaceful Spot By: Diane Alber</div> <div>A Little Spot of Anger By: Diane Alber</div> <div>A Little Spot of Sadness By: Diane Alber</div> <div>A Little Spot of Anxiety By: Diane Alber</div> <div>A Little Scribble Spot By: Diane Alber</div> </div>	
Connect 4	Memory Games	Spot It / Double	Jenga	Perfection																														
Operation	Kangaroo	Snapd J.	Bubble	Emotion cards																														
Sorry	Monopoly Jr.	Go Fish	Have Little Pigs	Guess Who?																														

Other Ideas to Consider:

This calm down space can be used when your child needs to calm down or when he/she feels the need to be alone.



Fidget Tools



Breathing Techniques

Calming Strategy Cards



Calm Down Strategies

You can provide tools/materials to use in this space:

Autonomy



= Click for readily available resource(s).



Follow a Daily Schedule	Independent Basic Hygiene Care	Play Independently & Put Toys Away	Buttons, Zippers, Laces & Snaps	Help with Household Chores																
<div></div> <div><p>Our Day</p><table><tr><td></td><td>breakfast</td></tr><tr><td></td><td>brush your teeth</td></tr><tr><td></td><td>go for a walk</td></tr><tr><td></td><td>reading</td></tr><tr><td></td><td>snack</td></tr></table></div>		breakfast		brush your teeth		go for a walk		reading		snack	<div><div></div><div><p>✓ <u>Get dressed & undressed</u></p></div></div> <div><p>✓ Wash hands and face</p></div> <div><p>✓ Brush teeth</p></div> <div><p>✓ Comb hair</p></div> <div><p>✓ Wipe yourself</p></div>	<div><div></div><div><p>Play 5 at Home!</p></div></div> <div><p>Free trial at all times and current free access to everyone for the time being.</p></div>	<div><p>Practice, Practice, Practice!</p></div>	<div><p>Age Appropriate Chore Chart</p><table><tr><th>2-3 YEARS</th><th>4-5 YEARS</th><th>6-7 YEARS</th></tr><tr><td>*pick up toys and books *put clothes in laundry basket *put trash in garbage can *fold wash cloths *set the table with forks and spoons *dust baseboards</td><td>*all previous chores *wipe up spills *make bed *clean room *water plants *sort clean underwear *prepare simple snacks *use small vacuum *clean knobs</td><td>*empty bathroom garbage *fold towels *empty dishwasher *match and sort socks *pull weeds with garden gloves *rake leaves *peel potatoes and carrots *make salad *replace toilet paper</td></tr></table></div>	2-3 YEARS	4-5 YEARS	6-7 YEARS	*pick up toys and books *put clothes in laundry basket *put trash in garbage can *fold wash cloths *set the table with forks and spoons *dust baseboards	*all previous chores *wipe up spills *make bed *clean room *water plants *sort clean underwear *prepare simple snacks *use small vacuum *clean knobs	*empty bathroom garbage *fold towels *empty dishwasher *match and sort socks *pull weeds with garden gloves *rake leaves *peel potatoes and carrots *make salad *replace toilet paper
	breakfast																			
	brush your teeth																			
	go for a walk																			
	reading																			
	snack																			
2-3 YEARS	4-5 YEARS	6-7 YEARS																		
*pick up toys and books *put clothes in laundry basket *put trash in garbage can *fold wash cloths *set the table with forks and spoons *dust baseboards	*all previous chores *wipe up spills *make bed *clean room *water plants *sort clean underwear *prepare simple snacks *use small vacuum *clean knobs	*empty bathroom garbage *fold towels *empty dishwasher *match and sort socks *pull weeds with garden gloves *rake leaves *peel potatoes and carrots *make salad *replace toilet paper																		

Other Ideas to Consider:

1. Encourage your child to complete simple tasks independently.
2. Praise effort and attempts to complete simple tasks even if they are not conventionally completed.
3. Use of positive reinforcement (rewards) to promote independence.
4. Encourage your child to help younger siblings.

2nd Language Learning & Vocabulary



= Click for readily available resource(s).

Play Games (Board Games & Bingo)	Extra-Curricular Activities	Read & Listen to Music	Watch Television & Movies	I Spy (Vocabulary)														
<div></div> <div>Free trial at all times and current free access to everyone for the time being.</div> <div>It's Time to Play! C'est le moment de jouer!</div> <div>Commercial Games - Jeux commerciaux</div> <table><tr><td>Connect 4</td><td>Memory Games</td><td>Spot it / Dobble</td><td>Jenga</td><td>Perfection</td></tr></table> <div>Bingo</div> <table><tr><td>bicycle vélo</td><td>hot air balloon montgolfière</td><td>airplane avion</td></tr><tr><td>school bus autobus scolaire</td><td>train</td><td>boat bateau</td></tr><tr><td>car voiture</td><td>walking la marche</td><td>truck camion</td></tr></table>	Connect 4	Memory Games	Spot it / Dobble	Jenga	Perfection	bicycle vélo	hot air balloon montgolfière	airplane avion	school bus autobus scolaire	train	boat bateau	car voiture	walking la marche	truck camion	<div></div> <div></div> <div></div> <div></div> <div></div>	<div></div> <div></div> <div>Digital Stories - Memory aids</div> <div></div> <div></div> <div></div> <div></div>	<div></div> <div></div> <div></div>	<div>I spy with my little eye, something that....</div> <div></div> <div>Speak with friends or family members</div> <div></div>
Connect 4	Memory Games	Spot it / Dobble	Jenga	Perfection														
bicycle vélo	hot air balloon montgolfière	airplane avion																
school bus autobus scolaire	train	boat bateau																
car voiture	walking la marche	truck camion																

Other Ideas to Consider:

1. Ask open ended questions that invite phrase/sentence length answers & not a single word answer like "yes", "no", or someone's name.
2. Ask for elaboration. If the response you get is a single word/phrase, ask more questions to prompt a longer response/more information.
3. Use simple, concise language when speaking to your child in his/her second language.
4. Repeat instructions using simpler language.
5. Refer to visuals to support verbal messages.
6. Provide one instruction at a time, not all at once.
7. If your child makes grammatical errors or does not know a word, respond with correct version of sentence, including the correct vocabulary.